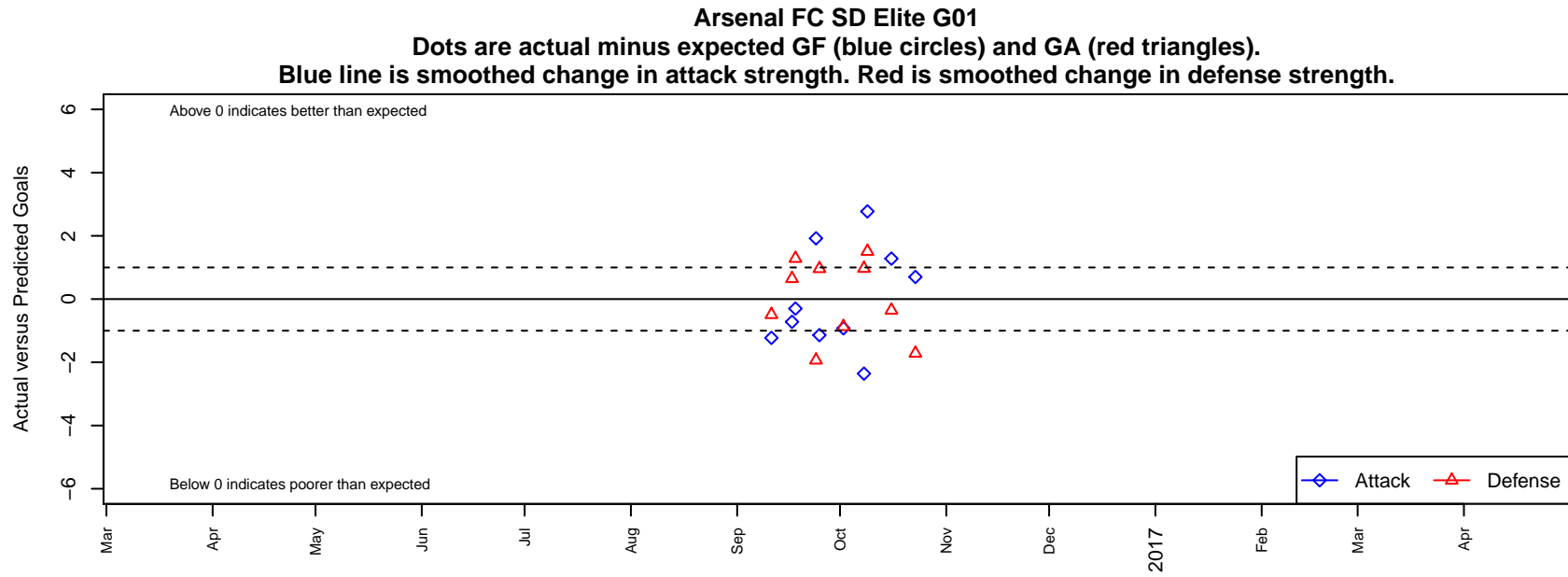


# Arsenal FC SD Elite G01

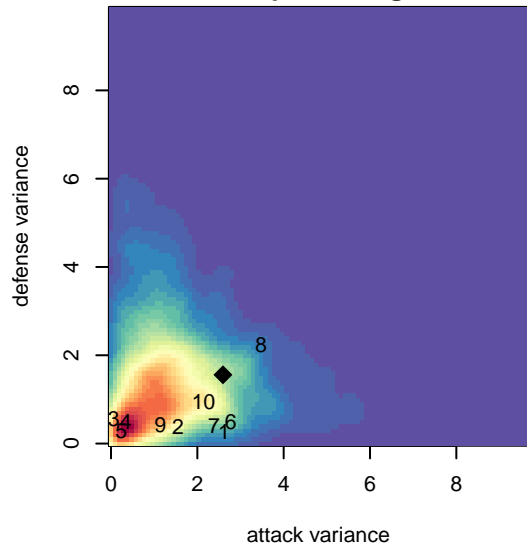
alt names used:

Venues played:  
2016 SCDL FI1 U16

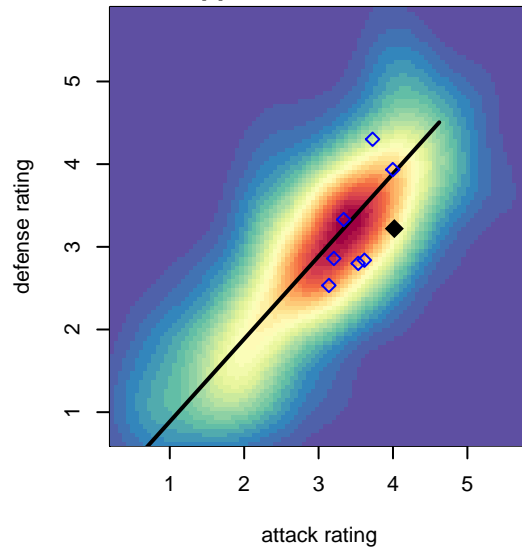
, CAS  
G01 total strength=1844  
attack=55.6 defense=25.03  
fall league = SCDL FI1 U16



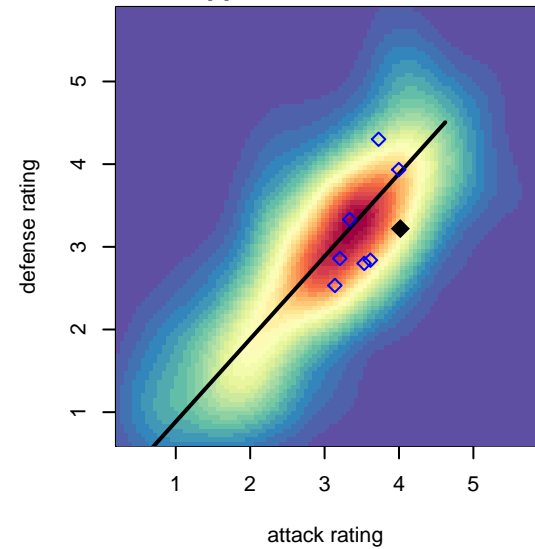
**attack and defense variance (black dot)  
relative to other teams  
and top 10 in region**



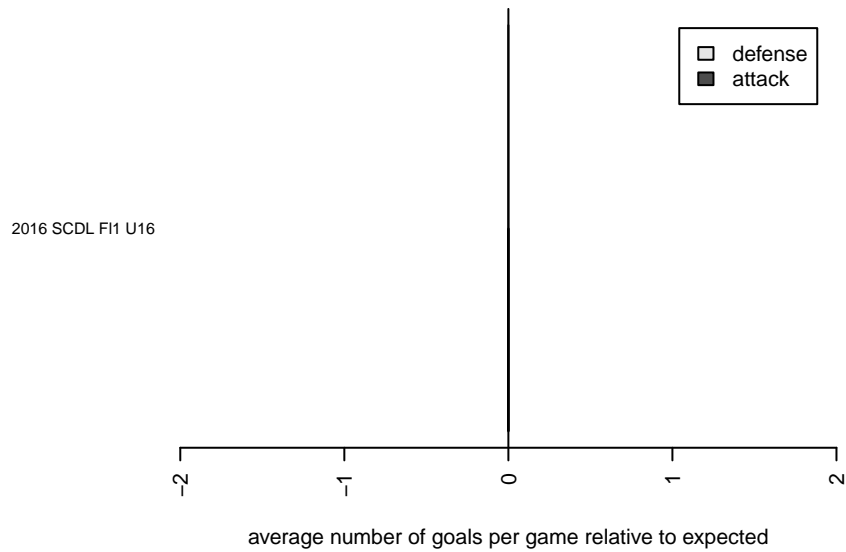
**attack and defense rating  
relative to others at age  
and all opponents in last 13 months**



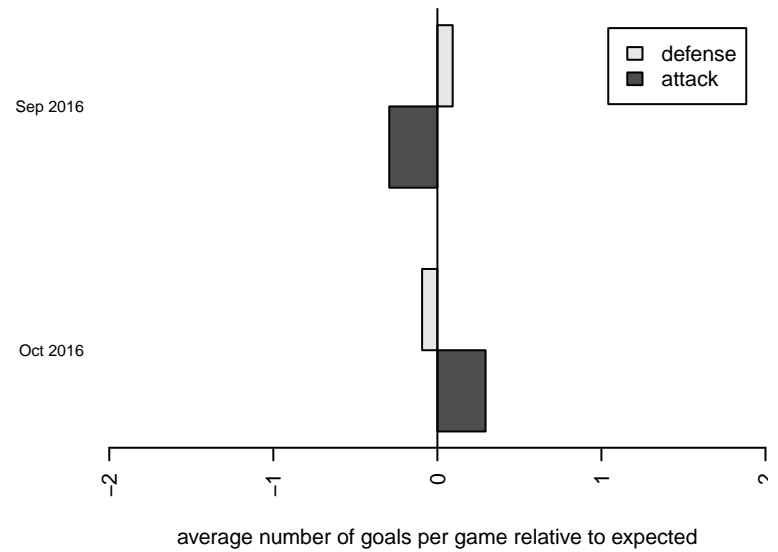
**attack and defense rating  
relative to others at age  
and all opponents in last 13 months**



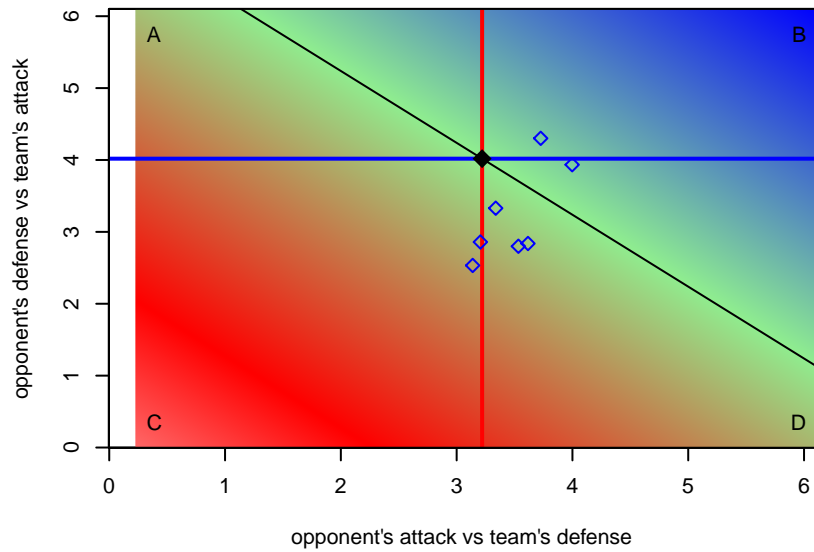
**Performance relative to 13 month average**



**Performance relative to 13 month average**



Distribution of opponents  
 Red = Lose zone, Blue = Win zone, Green = Even  
 Black line separates win/lose zones



lot. A=Neither has attack advantage, B=Opponent has both attack and defense advantage, C=Opponent has both attack and defense disadvantage, D=Both have

<b>date</b>	<b>home</b>		<b>away</b>		<b>venue</b>	<b>pred.home</b>	<b>pred.away</b>
2016-10-23	Arsenal FC SD Elite G01	4	So Cal Blues Farrell G01	3	2016 SCDL FI1 U16	3.30	1.28
2016-10-16	Arsenal FC SD Elite G01	2	Strikers FC OC EGSL G01	2	2016 SCDL FI1 U16	0.72	1.65
2016-10-09	Arsenal FC SD Elite G01	6	Pateadores RSM G01	0	2016 SCDL FI1 U16	3.23	1.51
2016-10-08	Arsenal FC SD Elite G01	2	Slammers FC EGSL G01	0	2016 SCDL FI1 U16	4.36	0.97
2016-10-02	South Slammers FC Black G01	2	Arsenal FC SD Elite G01	1	2016 SCDL FI1 U16	1.13	1.92
2016-09-25	Arsenal FC SD Elite G01	2	West Coast FC EGSL Murphy G01	0	2016 SCDL FI1 U16	3.14	0.96
2016-09-24	San Diego Surf Academy EGSL G01	4	Arsenal FC SD Elite G01	3	2016 SCDL FI1 U16	2.07	1.08
2016-09-18	So Cal Blues Farrell G01	0	Arsenal FC SD Elite G01	3	2016 SCDL FI1 U16	1.28	3.30
2016-09-17	Strikers FC OC EGSL G01	1	Arsenal FC SD Elite G01	0	2016 SCDL FI1 U16	1.65	0.72
2016-09-11	Pateadores RSM G01	2	Arsenal FC SD Elite G01	2	2016 SCDL FI1 U16	1.51	3.23